










Ord med flere skrivelængder

Husk at strække fingrene, når du starter.

Flyt armen mellem togvognene, og stræk fingrene.



Handwriting practice sheet with 11 rows of lines. Each row consists of a top line, a middle line, and a bottom line. The top line of each row is slanted downwards to the right. The first row has a small arrow pointing down at the top left corner. The second row has a small double quote symbol (") on the top line. The third row has a small double quote symbol (") on the top line. The fourth row has a small double quote symbol (") on the top line. The fifth row has a small double quote symbol (") on the top line. The sixth row has a small double quote symbol (") on the top line. The seventh row has a small double quote symbol (") on the top line. The eighth row has a small double quote symbol (") on the top line. The ninth row has a small double quote symbol (") on the top line. The tenth row has a small double quote symbol (") on the top line. The eleventh row has a small double quote symbol (") on the top line. The bottom line of the eleventh row has a small arrow pointing down at the bottom left corner.

